

Field school at Tel Beth Shemesh, Israel, 2012

Practical information

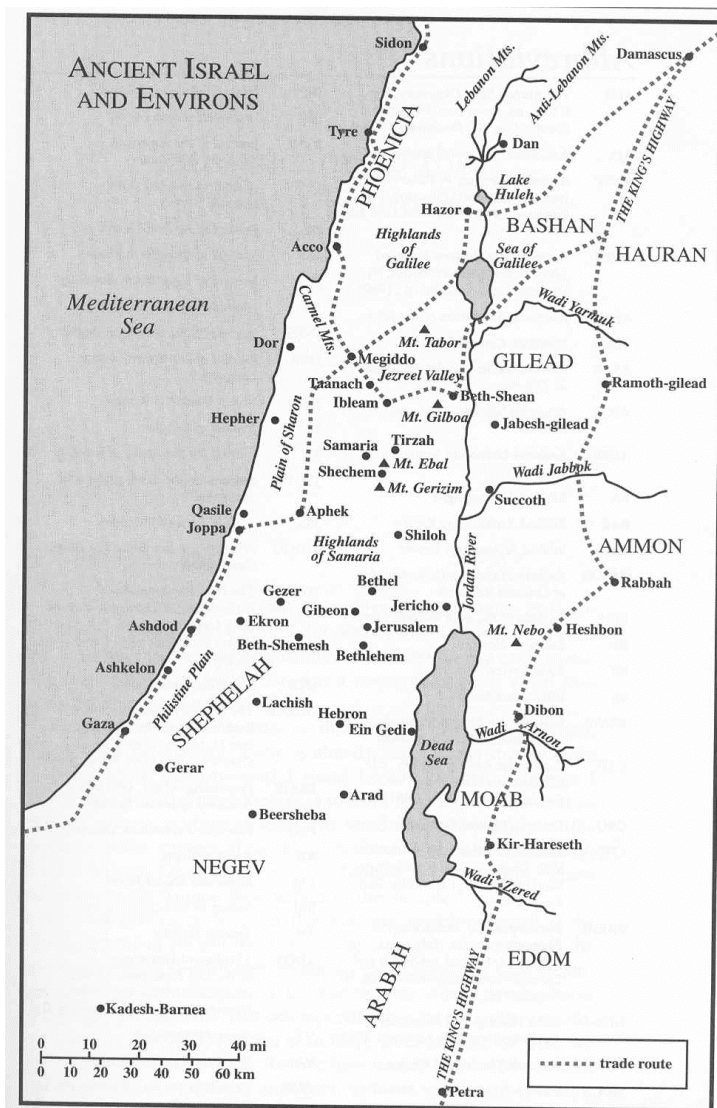
The site of **Tel Beth Shemesh** (where we will be working during the day) is located in the Shephelah, a geographical region of Israel. The tell is a few kilometers from the city of Beth Shemesh. Jerusalem is located to the east of the site and Tel Aviv (Ancient Joppa) to the northwest.

During the field school you will stay at **Kibbutz Zora**, which is just north of the site.

If someone would like to send you a letter They can mail it to the following address:

(your name)
c/o Dr. Zvi Lederman
7 Brekhiya St.
Lehavim 85338
Israel

It takes several weeks to send a letter from Canada to Israel so keep this in mind

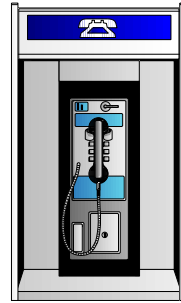


Important Dates

- Depart Calgary: June 10
- Arrive in Tel Aviv: June 11
- Excavations Begin: June 11
- Weekend Field Trips: June 15-16, 22-23,
June 29-30, July 6-8.
- Excavations End: July 5
- Jerusalem: July 6-8
- Leave for Rome: July 8
- Return home: July 12

Emergency Contact Information

In case of an emergency at home your family can phone the following number: 011 (972) 52 3637247. You need to dial 011 to get outside of North America. The next three digits in brackets are the county code for Israel. Please be advised that this is Zvi's cell phone, therefore this number can only be called if there is an emergency. You are able to use the payphone at the kibbutz to call home. Calling cards (Telus) work great for this or you can purchase a phone card at the airport once you arrive in Israel.



Passport and Visa

You must have a valid passport to fly anywhere outside North America and the expiry date must be at least 6 months later than your return date. A visa is not required for Canadian citizens entering Israel, however you must have a visa to visit Egypt, Jordan and a number of the Eastern European countries. We do not need a visa to visit Greece or Italy but be sure to check into the need for any other visas if you plan to travel after the field school.

Flight

You will all be flying to Israel together as a group, departing Calgary on the 10th of June. There is a connection in Toronto and Rome. We will arrive in Tel Aviv on the 11th of June. The excavations will end on the 5th of July, after which we will visit Jerusalem, and then travel to Rome. You are then free to return home or travel.




Safety in Israel

Overseas travel always has some degree of risk. You will be traveling to a country very different than your own and must adjust to the changes. You should dress accordingly and conduct yourself properly. We are visiting their culture and, therefore, must respect their culture, not impose ours on them.

Overall Israel is a safe country to visit. The terrorist activities are terrible incidences but they do not represent the actions of the general population. We will not take any unnecessary risks therefore will not travel on public busses or visit crowded public places. We will keep a low profile while we are there.

Medical Insurance and Treatment

Everyone on the excavation is required to have additional medical insurance either through the Students Union or externally. There must be medical travel insurance included with your medical plan. You will be required to prove that you have this insurance beforehand. This insurance must also cover you if you decide to travel to any other country after the field school.



The doctors and hospitals in Israel are very good so there is no need to worry about that. If you know you will need prescription drugs, however, you should bring enough with you and the written prescription as well. You can buy over the counter drugs at any pharmacy but you will have to see a doctor first before you will be able to get drugs requiring a prescription and these are often different from the drugs we have here. A visit to the doctor will involve a fee. You will get a portion of this fee back (if not all of it), when you fill out the Alberta Health Care and/or insurance forms when you return to Canada.

Those that have contacts or glasses be sure to bring this prescription as well, just in case you break a pair you can more easily get a second one.

Money



Visa is accepted in the larger shops however most exchanges will require cash. The Israel currency is called the Israeli New Shekel (INS). One Canadian dollar is about 3.6 INS. Your Canadian bank cards that have a Cirrus symbol on the back will work in most bank machines in Israel. You can also use your Visa in these machines as long as your PIN is a 4-digit number. Do not bring Canadian cash to Israel as most shops deal with American money only. It is a good idea to bring some American cash in case we don't get to a bank machine right away. Be sure to bring your Visa and enough cash or travelers cheques in case of emergencies (i.e. if your bank card does not work).

Weather

The weather in the summer in Israel is very very hot. The sun rises around 4:30 am and quickly raises the temperature to +30 degrees. To work in this heat you must be well prepared. You are required to wear a hat and a shirt that covers your shoulders when working at the site. In general you will bring light clothing and lots of sunscreen. You must also bring your own water bottle to the field. It begins to cool down after 7 pm so you may wish to bring a light sweater for the evenings and early mornings.

Travel

We will be traveling together to several places in Israel while we are there. We will visit archaeological as well as modern sites. We will travel to these places as a group. No one will be allowed to travel to certain areas without me or the other director's presence. Under no circumstances will we be going to the Gaza strip. You will all be required to sign a waver stating that you will be a responsible participant on this trip, and listen to all instructions regarding your safety. Israel is a very beautiful country with many things to see, however, some places should be avoided at this time.

Food and Drinks

At the kibbutz there is a variety of things to choose from for lunch and dinner. You may choose one main dish and eat as many vegetables and rice, potatoes etc. as you like. Israel is well known for their fresh vegetables so there will always be lots of these. Breakfasts and dinners normally include cucumbers, tomatoes and other vegetables, and bread. Treats on the weekends would be falafel and shawarma from the street vendors. The water at the kibbutz is safe to drink but in other areas we will buy bottled water. Only bottled water is safe to drink in Jordan and Egypt. Do not even brush your teeth with the water, and always avoid drinks with ice cubes.



Language

Israel has two official languages, Hebrew and Arabic, however most people speak English. Try to learn a few words before you depart. A thank you or please in their language means a lot.

Suggestions on what to bring:

- passport
- bank card (cirrus)4 digit pin
- any necessary medicine in the original bottle
- medical prescriptions
- a few spare passport size photos
- glasses and/or contacts and prescription
- sunglasses
- comfortable walking shoes (sandals)
- towels
- facecloths
- toiletries (toothbrush, paste, shampoo etc.)
- pants
- shorts
- shirts
- bathing suit
- light jacket
- sweater or pullover
- socks and underwear
- laundry detergent (liquid in a coke bottle)
- Ipod
- novels, cards, games, etc.
- ISIC student card (Shawn will have these)
- money (US cash)
- Visa credit card
- photocopies of all documents
- camera (film or memory cards)
- excavation backpack (small pack)
- excavation hat
- excavation shoes/boots (not canvas)
- excavation pullover or sweater
- excavation pants (light)
- excavation shorts
- excavation shirts
- sun screen and after sun
- Marshelltown trowel
- note book (hard cover)
- pencils, pens, eraser
- mosquito repellent
- water bottle
- alarm clock
- maps of Israel and Jordan, etc.

All packed in a travel backpack

